

















# 9 4x50m Medley Mixed Final

Official

Entries Heats Summary

Total

Rank	Competitor	Age	Club	RT	PTS	Result
1	North Shore A	60	North Shore...	0.68		2:07.29
	Laura Quilter	32 (0.68)	28.73 28.73			
	Janusz Kordonski	59 (0.41)	35.62 1:04.35			
	Russell Jones	62 (0.52)	32.05 1:36.40			
	Nicki Clement	58 (0.38)	30.89 2:07.29			
2	Nelson M	60	Unaffiliated	0.71		2:10.17
	Chris Smithers	27 (0.71)	32.60 32.60			
	Glen Findlay	53 (0.53)	36.72 1:09.32			
	Jodie Lovell	46 (0.69)	34.56 1:43.88			
	Shane Skehan	51 (0.68)	26.29 2:10.17			
3	Roskill 2	60	Roskill Mas...	0.61		2:11.15
	Thomas James	33 (0.61)	31.69 31.69			
	Kyla Steenhardt	46 (0.61)	36.77 1:08.46			
	Nicole Allen	24 (0.13)	34.09 1:42.55			
	Marcus Thieme	44 (0.56)	28.60 2:11.15			
4	Newmarket	60	Unaffiliated	0.71		2:22.25
	Michael Mckenzie	65 (0.71)	36.66 36.66			
	Bethany Bromfield	29 (0.68)	42.86 1:19.52			
	Dale Johnson	29 (0.50)	32.82 1:52.34			
	Tracy Breuer	34 (0.40)	29.91 2:22.25			
5	Newmarket	60	Newmarket...	0.82		2:28.76
		(0.82)	1:00.11 1:00.11			
	Bronwyn Wylie	47 (0.24)	25.19 1:25.30			
	Geoff Evison	57 (0.66)	34.14 1:59.44			
	Richard Gardner	50 (0.46)	29.32 2:28.76			
6	Roskill	60	Roskill Mas...	0.63		2:29.19
	Adam Comer	23 (0.63)	47.99 47.99			
	Michael Ohalloran	57 (0.77)	27.60 1:15.59			
	Kate Macfarlane	42 (0.67)	51.25			
	Claire Edmonds	51	1:37.94 2:29.19			
7	Manukau	60	Manukau M...	0.80		2:30.32
	Richard Smith	54 (0.80)	34.55 34.55			
	Kylie Eltham	49 (0.61)	49.92 1:24.47			
	Matthew Baucke	27 (0.49)	32.68 1:57.15			
	Rachel Richardson	47 (0.19)	33.17 2:30.32			
8	Hamilton	60	Unaffiliated	0.76		2:31.67

	Sarah Gutsell	20	(0.76)	35.74	35.74		
	Keith Stark	58	(0.70)	50.38	1:26.12		
	Niall Broekhuizen	58	(0.82)	35.32	2:01.44		
	Brent Standen	54	(0.51)	30.23	2:31.67		
<b>9</b>	 <b>Newmarket</b>	<b>60</b>		<b>Newmarket...</b>	<b>0.58</b>	<b>2:32.83</b>	
	Nicolas Cecioni	25	(0.58)	29.88	29.88		
	Jacqui Mckenzie	44	(0.62)	41.82	1:11.70		
	Donna Harris	60	(0.76)	48.00	1:59.70		
	Marco Cecioni	57	(0.57)	33.13	2:32.83		
<b>10</b>	 <b>North Shore D</b>	<b>60</b>		<b>North Shor...</b>	<b>0.57</b>	<b>2:36.94</b>	
	Lucy Stanford	49	(0.57)	1:01.48	1:01.48		
	Chris Howie	51	(0.46)	17.58	1:19.06		
	Stephen Morris	56	(0.25)	33.30	1:52.36		
	Jenny Stark	67	(0.43)	44.58	2:36.94		
<b>11</b>	 <b>Manutane</b>	<b>60</b>		<b>Unaffiliated</b>	<b>0.78</b>	<b>2:43.51</b>	
	John De Vries	66	(0.78)	1:01.89	1:01.89		
	Helen White	74	(0.81)	33.42	1:35.31		
	Steve Williamson	48	(0.55)	31.74	2:07.05		
	Sue Duffell	55	(0.62)	36.46	2:43.51		
<b>12</b>	 <b>Team Auckland</b>	<b>60</b>		<b>Team Auckl...</b>	<b>0.88</b>	<b>3:09.68</b>	
	Christopher Preston	73	(0.88)	1:02.42	1:02.42		
	Ron Judd	79	(0.70)	43.73	1:46.15		
	Jenny Rankine	71	(-0.03)	43.29	2:29.44		
	Cynthia Borne	63	(0.56)	40.24	3:09.68		
<b>13</b>	 <b>North Shore B</b>	<b>60</b>		<b>North Shor...</b>		<b>3:24.79</b>	
	Chris Lambourne	61		53.72	53.72		
	Megan Wilson	61	(0.77)	54.07	1:47.79		
	Amanda Lambourne	57	(0.39)	58.78	2:46.57		
	Hugh Bannehr	68	(0.38)	38.22	3:24.79		
<b>14</b>	 <b>North Shore C</b>	<b>60</b>		<b>North Shor...</b>	<b>0.98</b>	<b>3:26.00</b>	
	Jonathan Allen	72	(0.98)	54.15	54.15		
	Stephen Kehoe	61	(0.71)	43.42	1:37.57		
	Christine Macartney	65	(0.79)				
	Naoe Hashimoto	68		3:26.00	3:26.00		
-	 <b>Roskill</b>	<b>60</b>		<b>Roskill Mas...</b>		<b>DNS</b>	
	Marcus Thieme	44		51.84	51.84		
	Kyla Steenhardt	46					
	Nicole Allen	24					
	Eugene Manko	57					
-	 <b>Roskill 1</b>	<b>60</b>		<b>Roskill Mas...</b>		<b>DNS</b>	
	Thomas James	33		1:18.67	1:18.67		
	David Gribble	47					
	Claire Edmonds	51					
	Kate Macfarlane	42					